

Montageanleitung für Trittbretter

Assembly instructions of Sidesteps



Mitsubishi L200
Bj. / since 2015 - 2019

Mitsubishi L200
Bj. / since 2019

Fiat Fullback
Bj. / since 2016

Teileliste Part List



3x Rechts
3x Right



3x Links
3x Left



12x M10 Schrauben
12x M10 Screws



6x M10 Schrauben
6x M10 Screws



6x M10 Muttern
6x M10 nuts




6x M10
Unterlegscheiben
6x M10 washers

Seite 1 von 2

Stand 11.2020


Service-Hotline: 0421 - 338 40 60
service@germansell.de
www.germansell.de

Germansell
CarStyle




Vorne / Front

Befestigungspunkt
Vorne
Attachment point in
front




Mitte / Middle

Befestigungspunkt Mitte
Center attachment point




Hinten / Back

Befestigungspunkt
Hinten
Attachment point at the
rear



Befestigen Sie die Halter
Attach the holders



Setzen Sie die
Schrauben ein
Install the screws



Montieren Sie das
Trittbrett
Assemble the footboard